

BREASIDE PREPARATORY SCHOOL



Welcome to Year 1

Year One Staff

The Year One team consists of:

- Miss Kelsey (Class Teacher)
- Mrs Hunter (Class Teacher)
- Mr Kennard (Teaching Assistant)
- Miss Messam (Teaching Assistant)

Year One Goals

Our goals are:

- To support pupils adapting to the Year One routine.
- To develop children's level of independence and maturity.
- To provide an interesting and fun learning environment.
- To provide a balanced and stimulating learning experience based upon the National Curriculum, differentiated to suit the needs of each child.
- To develop a love of learning!

Year One Topics

Autumn

Technology Through Time and Amazing Animals

Spring

Seasides and Castles & Everyday Materials

Summer

Charles Darwin and Plants

These are cross-curricular themes that will run throughout our subjects. Towards the end of each term, we will also be covering a variety of seasonal topics, such as Christmas, Easter and Harvest.

A Cross Curricular Approach

LITERACY (ENGLISH)

Speaking and Listening

Reading

Reading strategies

Phonemic awareness and phonic knowledge

Word recognition and graphic knowledge

Grammatical awareness

Contextual understanding

Reading for information

Literature

Language structure and variation

Writing including:

Composition

Planning and drafting

Punctuation

Spelling

Handwriting

NUMERACY (MATHS)

Counting, properties of numbers and number sequences

Place value and ordering

Estimating

Calculating

Understanding addition and subtraction

Rapid recall of addition and subtraction facts

Mental calculation strategies

Measures (Including time)

Shape and space

Money

Problem Solving

SCIENCE

DESIGN AND TECHNOLOGY (DT)

COMPUTING

HISTORY

GEOGRAPHY

PHYSICAL EDUCATION (P.E)

ART

MUSIC

RELIGION

PSHE/CITIZENSHIP (Personal, Social And Health Education)

Year One Literacy Objectives

Reading

- Recognise letter sound and letter name with lowercase form.
- Read sight words from the Reception list.
- Read sight words from Year 1 / 2 list.
- Identify capital letters and full stops.
- Identify exclamation and question marks.
- Identify commas and speech marks.

Handwriting Lowercase

- Form letters with lead in and end flick.
- Form letters on the line and the correct size.
- Form all types of joins and join most writing.

Handwriting Uppercase

- Form capital letters correctly.
- Form capital letters placed correctly on the line and with the correct size.

Spelling

- Segment words by sounding out.
- Spell words with alternate graphemes i.e. ou and ow: shout and cow.
- Spell sight words from Year 1 / 2 list.
- Spell words with contracted forms (can't) and possessive apostrophe (girl's book).
- To add suffixes to spell longer words including ment, ness, ful, less and ly.

Writing

- Write a simple sentence independently with a capital letter and full stop.
- Write slightly longer sentences with a range of conjunctions (and, but, so).
- Write sentences using question and exclamation marks.
- Write for different purposes.

Year One Numeracy Objectives

Counting

- Count, order and recognise numbers to 20, then 100.
- Know number bonds to 5, then 10, then 20.
- Identify number before and after a number between 0 and 20, then 100.
- Count in groups of 2, 3, 5, 10 and 100, forward and backward.
- Identify odd and even numbers.
- Recognise the place value of each digit in two then three digit numbers.

Calculations

- Calculate simple addition and subtraction number sentences using aids.
- Calculate simple addition and subtraction number sentences mentally.
- Calculate simple addition and subtraction number sentence using different words and symbols.
- To use multiplication and division facts for the 2, 5 and 10 multiplication tables.

Money

- Recognise coins
- To add 1p, 2p, 5p and 10p of different amounts.
- To add 20p, 50p of different amounts.
- To work out change from 10p then 20p.
- To work out change from 50p then 100p (£1.00).

Shape


- Identify squares, rectangles, circles, triangles, ovals, pentagons, hexagons and octagons.
- Identify cuboids, cubes, spheres, cones, pyramids and simple prisms.
- Describe properties of 2D and 3D shapes.

Time

- To read o'clock, half-past, quarter past and quarter to.
- To read digital times.

PSHE

- **Personal, social and health education** is a vital part of children's overall development.
- Breaside proudly supports and delivers the **Jigsaw PSHE Scheme** which provides comprehensive awareness and education within key topical issues including: ***setting goals, forming and maintaining positive relationships, developing positive body image and self-esteem, leading a healthy lifestyle, encouraging respect and tolerance of others.***
- Awareness and charity days will also be marked and supported throughout the year such as ***Children In Need, Anti-Bullying Week, Sport Relief and Children's Mental Health Awareness Week.***



Homework

Reading

Children are given 5 books per week every Friday, these must be kept in the children's book bags every day as we read 1-1 throughout the week.

Please ensure you write the date and title of the book in the Reading record and then sign and/or write a comment in the box, otherwise we will assume the books have not been read and they will not be changed.

Spellings

Children will be given between 10 and 15 spellings every Friday, to be tested on the following Friday. Their spelling books will then be sent home, but must be returned on the following Monday. Spelling lists can be kept at home as they will not be needed in school.

Spellings will consist of words containing our focus phonic sounds for the week and sight words. Once we have completed the Phase 5 sounds we will begin investigating spelling rules.

Literacy

Children will receive an activity based on our spellings for that week with optional extension task.

Maths

Children will receive an activity based on our maths focus for that week. There will be an optional open ended extension on page 2.

Assessment

Assessments

We are constantly assessing the children to inform our planning and teaching and ensure children meet their full potential. We use our Breaside End of Year Expectations as a basis for our judgements.

The children will be working towards this achievement throughout the year, with the expectation that they will meet or exceed this by the end of the year.

More Formal Testing

Towards the end of the Summer Term children complete tests in Reading and Maths for internal assessment. We use these purely to gain extra knowledge for your children so that we can be certain of their next steps in learning.

Timetable

8.10-8:30am	Arrive in class
8:30 am	Register
8:40 am	Assembly
9:00 am	Lessons
10:05 am	Morning break
10:30 am	Fruit snack
10:45 am	Lessons
12:00 pm	Lunch and playtime
1:00 pm	Register
1:10 pm	Lessons
3:10 pm	Home time

Specialist Lessons

P.E

Music

French/Spanish

Computing


Information

PE Kits

- Children in Year 1 have P.E. on Wednesday and Thursday.
- All children will need to come into school wearing their PE kits on these days. We ask that on Wednesday they bring in their school uniform to change into afterwards unless they have an after school sport club.
- Please ensure that all items are labelled clearly with your child's name.

Forest School

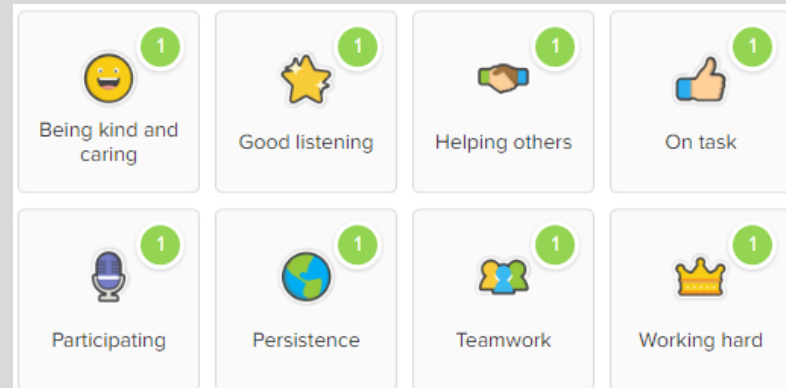

- Children will have Forest school fortnightly on a Thursday.
- This will begin this week with 1H and will continue on a rota basis. As Forest School is occasionally cancelled we will let you know whose week it is via Dojo.
- Children will need to bring in a pair of wellies in a named carrier bag and will be provided with Breaside waterproof suits.



Class Dojo



- Encourage classroom and school values
- Create a positive culture
- Teachers can encourage students for any skill or value - whether it's working hard, being kind, helping others or something else
- Share information with parents
- Get parents engaged by sharing photos of wonderful classroom moments
- Please speak to your child's teacher if you are not signed up already!



Good to be Green

We continue to use the good to be green to reward good behaviour and sanction unwanted behaviour.



E-Safety at Breaside

At Breaside we take E-Safety very seriously.

Computing is an important part of 21st century teaching and learning. Children are taught how to stay safe online in school and at home.

Staff have regular E-safety training and we have numerous in-school safety parameters:

- filtering and monitoring system
- mobile free zone
- e-safety is part of computing and PSHE curriculum.



Teaching children to be safe online

Key topics covered

- Sharing images
- Keeping their personal information safe
- Cyber-bullying
- Avoiding strangers online
- Age-appropriate content, e.g. YouTube
- Social media behaviour



Age restrictions

- 13: YouTube, facebook, twitter, instagram, snapchat, Xbox live, Playstation Network
- 16: Whatsapp

What can you do?

Have an open conversation with your child

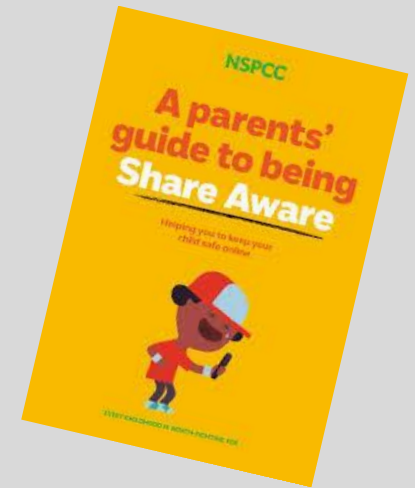
- Get to know what they use the internet for.
- When are they using their phone/tablet?

Go through privacy policies for your child

- Are your YouTube settings appropriate? Talk to your child about what they think would be appropriate.
- If they are using social media, who are they talking to and who can see their information

Get advice on E-Safety issues.

- NSPCC
- Thinkuknow
- saferinternet.org



Any Questions?

We realise that many of you will be familiar with some or most of this information and we thank you for listening to it again.

However, should you still have any questions, now is your opportunity to ask and we will be more than happy to clarify those areas for you.

Thank you for attending this meeting

As always we value your support and we hope that we have given you a clearer picture of the expectations in Year 1.